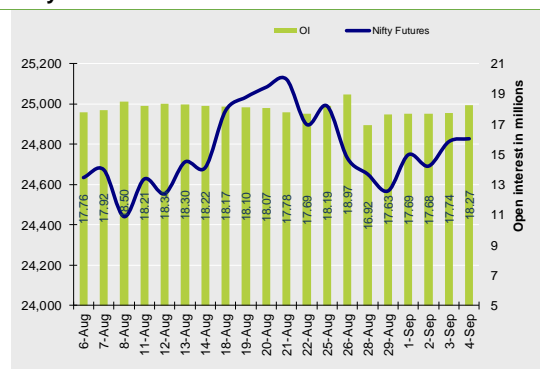


Nifty Snapshot

	Close	Prv Cl.	Ab chg	% chg
Spot	24,734.30	24,715.05	19.25	0.08
Futures	24,827.50	24,813.10	14.40	0.06
Oil(ml shr)	18.27	17.74	0.53	2.97
Vol (lots)	89408	60548	28860	47.66
COC	93.20	98.05	-4.85	-4.9
PCR-OI	0.84	1.21	-0.36	-30.1

Nifty Futures Price v/s OI



Institutional Activity in previous trading session

(in Rs cr.)	Buy	Sell	Net
Index Futures	2250.62	3323.63	-1073.01
Index Options	1051695.58	1041388.02	10307.56
Stock Futures	19392.74	21399.52	-2006.78
Stock Options	18416.21	18699.60	-283.39
FII Cash	12,262.84	12,369.18	-106.34
DII Cash	16,588.04	14,354.95	2,233.09

Net FII Activity (in Rs cr.)

Date	Idx Fut	Stk Fut	Idx Opt	Cash
4-Sep	-1073.0	-2006.8	10307.6	-106
3-Sep	-435.8	-2084.5	-19323.5	-1666
2-Sep	-1473.3	-688.1	40073.9	-1159
1-Sep	492.7	3218.5	-10464.0	-1430
29-Aug	-1239.0	1612.5	-7559.6	-8313
28-Aug	-2868.1	-1312.2	-3737.3	-3857

Technical Pivot (Intraday):

	S2	S1	PIVOT	R1	R2
NIFTY	24655	24740	24895	24980	25135
BANKNIFTY	53935	54115	54390	54570	54850

(Price is in Rs; OI is in million units; Price chg and OI chg are in percentage) **NB RESEARCH**

Fresh Longs seen in:

Scrip	Price	Price chg	OI	OI Chg
DABUR	554.8	1.6	25.8	10.9
BRITANNIA	6104.5	2.7	3.8	6.5
DMART	4807.4	1.5	5.7	6.3

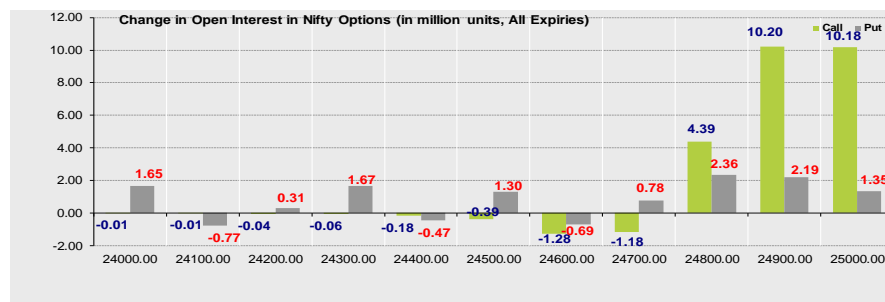
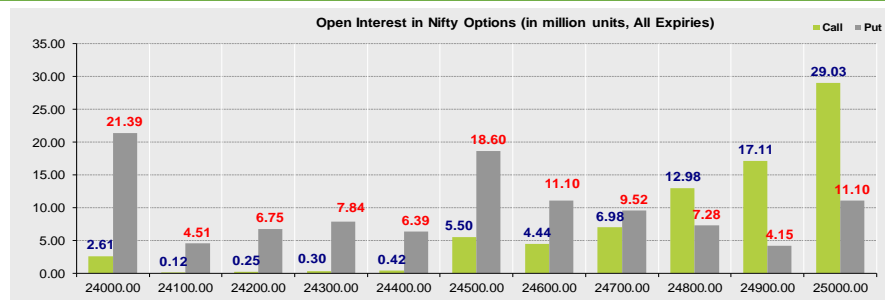
Short Covering seen in:

Scrip	Price	Price chg	OI	OI Chg
MUTHOOTFIN	2834.5	1.1	3.3	-10.4
COLPAL	2470.1	3.3	4.1	-8.6
NYKAA	239.5	1.8	66.7	-4.6

Summary

- Indian markets closed on a positive note where buying was mainly seen in Automobile, Finance and FMCG Sectors. Nifty Sept Futures closed at 24827.50 (up 14.40 points) at a premium of 93.20 pts to spot.
- FII's were net sellers in Cash to the tune of 106 Cr and were net sellers in index futures to the tune of 1073.01 Cr.
- India VIX decreased by 0.70% to close at 10.85 touching an intraday high of 11.24.

Open Interest in Nifty Options:



- The above second chart shows previous trading day's change in Nifty options where Additions in OI were seen in 25000, 24900, 24800 strike Calls and at 24900, 24800 strike Puts indicating market is likely to remain range bound in the near term.
- Highest OI build-up is seen at 25000 strike Calls and 24000 strike Puts, to the tune of 29.03mn and 21.39mn respectively.

Outlook on Nifty:

Index is likely to open on a flattish note today and is likely to remain range bound during the day.

NIFTY50 Options OI (CE OI = Resistance) (PE OI = Support)

Symbol	Highest CE OI	Highest PE OI	CMP
ADANIENT	2300	2600	2287
ADANIPTS	1400	1400	1333
APOLLOHOSP	8000	7900	7917
ASIANPAINT	2600	2500	2580
AXISBANK	1100	1060	1053
BAJAJ-AUTO	10000	8800	9067
BAJAJFINSV	2000	1900	2012
BAJFINANCE	1000	900	937
BEL	400	370	374
BHARTIARTL	1900	1900	1889
CIPLA	1600	1440	1586
COALINDIA	400	380	393
DRREDDY	1300	1100	1255
EICHERMOT	7000	6000	6457
ETERNAL	310	320	328
GRASIM	2900	2600	2819
HCLTECH	1500	1460	1447
HDFCBANK	1000	960	963
HDFCLIFE	800	760	756
HINDALCO	750	700	741
HINDUNILVR	2800	2600	2673
ICICIBANK	1400	1400	1411
INDIGO	5800	5700	5692
INFY	1500	1500	1467
ITC	420	400	418

NIFTY50 Options OI (CE OI = Resistance) (PE OI = Support)

Symbol	Highest CE OI	Highest PE OI	CMP
JIOFIN	320	320	310
JSWSTEEL	1100	960	1075
KOTAKBANK	2000	1920	1958
LT	3600	3600	3602
M&M	3500	3400	3493
MARUTI	15000	14000	14698
MAXHEALTH	1200	1300	1165
NESTLEIND	1200	1200	1218
NTPC	340	330	331
ONGC	240	235	237
POWERGRID	290	280	283
RELIANCE	1400	1400	1366
SBILIFE	1900	1800	1794
SBIN	820	800	811
SHRIRAMFIN	600	580	588
SUNPHARMA	1600	1500	1585
TATACONSUM	1100	970	1075
TATAMOTORS	700	700	691
TATASTEEL	170	160	167
TCS	3200	3100	3108
TECHM	1660	1360	1504
TITAN	3700	3600	3700
TRENT	5600	5400	5549
ULTRACEMCO	13000	12000	12709
WIPRO	260	240	245

[illegible]

Derivative Recommendations:

Stock Name	Call (Buy/Sell)	Entry price	Targets	Stop Loss	Duration	Status
BLUESTARCO 1960CE	Buy	72.5	94	58	1-2 Days	Open

FROM THE EQUITY DERIVATIVE DESK:

NIRAV HARISH CHHEDA
AVP - DERIVATIVES AND TECHNICAL RESEARCH
E-Mail: nirav.chheda@nirmalbang.com
Tel no: 6273-8199/8000

AMIT BHUPTANI
SNR.DERIVATIVES AND TECHNICAL RESEARCH ANALYST
E-Mail: amit.bhuptani@nirmalbang.com
Tel no: 6273-8242/8000

DISCLOSURES

Research Reports that are published by Nirmal Bang Securities Private Limited (hereinafter referred to as "NBSPL") are for private circulation only. NBSPL is a registered Research Analyst under SEBI (Research Analyst) Regulations, 2014 having Registration no. INH000001766. NBSPL is also a registered Stock Broker with National Stock Exchange of India Limited, BSE Limited, Metropolitan Stock Exchange of India Limited, Multi Commodity Exchange of India Limited, National Commodity and Derivative Exchange Limited and Indian Commodity Exchange Limited in cash and Equity and Commodities derivatives segments.

NBSPL has other business divisions with independent research teams separated by Chinese walls, and therefore may, at times, have different or contrary views on stocks and markets.

NBSPL or its associates have not been debarred / suspended by SEBI or any other regulatory authority for accessing / dealing in securities Market. NBSPL, its associates or analyst or his relatives do not hold any financial interest (Except Investment) in the subject company. NBSPL or its associates or Analyst do not have any conflict or material conflict of interest at the time of publication of the research report with the subject company. NBSPL or its associates or Analyst or his relatives may or may not hold beneficial ownership of 1% or more in the subject company at the end of the month immediately preceding the date of publication of this research report.

NBSPL or its associates / analyst has not received any compensation / managed or co-managed public offering of securities of the company covered by Analyst during the past twelve months. NBSPL or its associates have not received any compensation or other benefits from the company covered by Analyst or third party in connection with the research report. Analyst has not served as an officer, director or employee of Subject Company. NBSPL / analyst has not been engaged in market making activity of the subject company.

Analyst Certification: The research analysts and authors of these reports, hereby certify that the views expressed in this research report accurately reflects my/our personal views about the subject securities, issuers, products, sectors or industries. It is also certified that no part of the compensation of the analyst(s) was, is, or will be directly or indirectly related to the inclusion of specific recommendations or views in this research. The analyst(s) principally responsible for the preparation of this research report and has taken reasonable care to achieve and maintain independence and objectivity in making any recommendations.

DISCLAIMER

This report is for the personal information of the authorized recipient and does not construe to be any investment, legal or taxation advice to you. NBSPL is not soliciting any action based upon it. Nothing in this research shall be construed as a solicitation to buy or sell any security or product, or to engage in or refrain from engaging in any such transaction. In preparing this research, we did not take into account the investment objectives, financial situation and particular needs of the reader.

This research has been prepared for the general use of the clients of NBSPL and must not be copied, either in whole or in part, or distributed or redistributed to any other person in any form. If you are not the intended recipient you must not use or disclose the information in this research in any way. Though disseminated to all the customers simultaneously, not all customers may receive this report at the same time. NBSPL will not treat recipients as customers by virtue of their receiving this report. This report is not directed or intended for distribution to or use by any person or entity resident in a state, country or any jurisdiction, where such distribution, publication, availability or use would be contrary to law, regulation or which would subject NBSPL & its group companies to registration or licensing requirements within such jurisdictions.

The report is based on the information obtained from sources believed to be reliable, but we do not make any representation or warranty that it is accurate, complete or up-to-date and it should not be relied upon as such. We accept no obligation to correct or update the information or opinions in it. NBSPL or any of its affiliates or employees shall not be in any way responsible for any loss or damage that may arise to any person from any inadvertent error in the information contained in this report. NBSPL or any of its affiliates or employees do not provide, at any time, any express or implied warranty of any kind, regarding any matter pertaining to this report, including without limitation the implied warranties of merchantability, fitness for a particular purpose, and non-infringement. The recipients of this report should rely on their own investigations.

This information is subject to change without any prior notice. NBSPL reserves its absolute discretion and right to make or refrain from making modifications and alterations to this statement from time to time. Nevertheless, NBSPL is committed to providing independent and transparent recommendations to its clients, and would be happy to provide information in response to specific client queries.

Before making an investment decision on the basis of this research, the reader needs to consider, with or without the assistance of an adviser, whether the advice is appropriate in light of their particular investment needs, objectives and financial circumstances. There are risks involved in securities trading. The price of securities can and does fluctuate, and an individual security may even become valueless. International investors are reminded of the additional risks inherent in international investments, such as currency fluctuations and international stock market or economic conditions, which may adversely affect the value of the investment. Opinions expressed are subject to change without any notice. Neither the company nor the director or the employees of NBSPL accept any liability whatsoever for any direct, indirect, consequential or other loss arising from any use of this research and/or further communication in relation to this research. Here it may be noted that neither NBSPL, nor its directors, employees, agents or representatives shall be liable for any damages whether direct or indirect, incidental, special or consequential including lost revenue or lost profit that may arise from or in connection with the use of the information contained in this report.

Copyright of this document vests exclusively with NBSPL. Our reports are also available on our website www.nirmalbang.com